

## LIVERPOOL HEART AND CHEST HOSPITAL PERFORMANCE REPORT



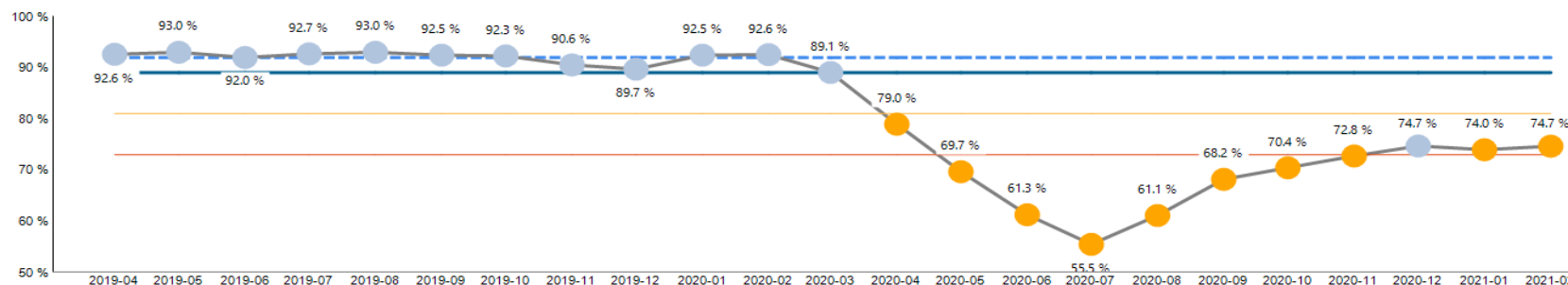
Operational Performance				Operational Performance				Quality of Care				Organisational Health			
measure	target	in month	variation	measure	target	in month	variation	measure	target	in month	variation	measure	target	in month	variation
RTT 18 weeks in aggregate - Incomplete Pathways	92.0%	74.67%		Cancer: 14 day GP referral to 1st Outpatient Appointment	93.0%	100.0%		Quantity of complaints	6	1		Staff Sickness (All Staff)	3.4%	3.74%	
All cancers – maximum 62-day wait for first treatment from urgent GP referral for suspected cancer	85.0%	100.0%		Cancer: 31 day diagnosis to 1st treatment for all cancers	96.0%	100.0%		Occurrence of any Never Events	0	0		Staff Turnover	10.0%	8.26%	
Maximum 6-week wait for diagnostic procedures	99.0%	89.79%		Cancer: 31 day Second or subsequent treatment (surgery & drug)	94.0%	100.0%		Mixed sex accommodation breaches	0	0		Executive Team Turnover	25.0%	31.9%	
Dementia - Find	90.0%	100.0%		Cancer: 62 day Consultant Upgrade	85.0%	100.0%		Inpatient scores from Friends & Family Test - % positive	95.0%	97.85%		Mandatory Training Compliance	95.0%	92.0%	
Dementia - Assess	90.0%	100.0%		Welsh Patients: 26 weeks Referral To Treatment waiting times - Incomplete	95.0%	76.86%		Venous thromboembolism (VTE) risk assessment	95.0%	94.53%		Appraisals Compliance	90.0%	89.5%	
Dementia - Refer	90.0%	0.0%		In-Hospital mortality	11	17		Clostridium Difficile	0	1					
Cancelled Operations for non-clinical reasons	2.0%	0.6%						MRSA Bacteraemias	0	0					
Patients not booked in within 28 days (non clinical cancellations)	0	0						MSSA Bacteraemias	0	1					
Delayed Transfers of care	5.0%	5.2%						Gram Negative Bacteraemias	0	1					
Bed Occupancy	80.0%	65.74%						Hospital Standardised Mortality Ratio (HSMR) - basket diagnoses	100	147					
Referral to treatment - Incomplete Pathways 52+ weeks	0	125						Hospital Standardised Mortality Ratio (HSMR) - all diagnoses	100	153					
								Outpatient scores from Friends & Family Test - % positive	95.0%	95.0%					
								Incidents - Serious incidents, Never Events, Adverse Events (Red)	1	1					

# LIVERPOOL HEART AND CHEST PERFORMANCE REPORT

## RTT 18 weeks in aggregate - Incomplete Pathways

Percentage of patients whose clock has not stopped during the calendar month where the clock period is less than 18 weeks

Target	2019-04	2019-05	2019-06	2019-07	2019-08	2019-09	2019-10	2019-11	2019-12	2020-01	2020-02	2020-03	2020-04	2020-05	2020-06	2020-07	2020-08	2020-09	2020-10	2020-11	2020-12	2021-01	2021-02
>=92%	92.6%	93.0%	92.0%	92.7%	93.0%	92.5%	92.3%	90.6%	89.7%	92.5%	92.6%	89.1%	79.0%	69.7%	61.3%	55.5%	61.1%	68.2%	70.4%	72.8%	74.7%	74.0%	74.7%



Concern

ucl	89.06%
mean	81.04%
target	92.0%
lcl	73.01%

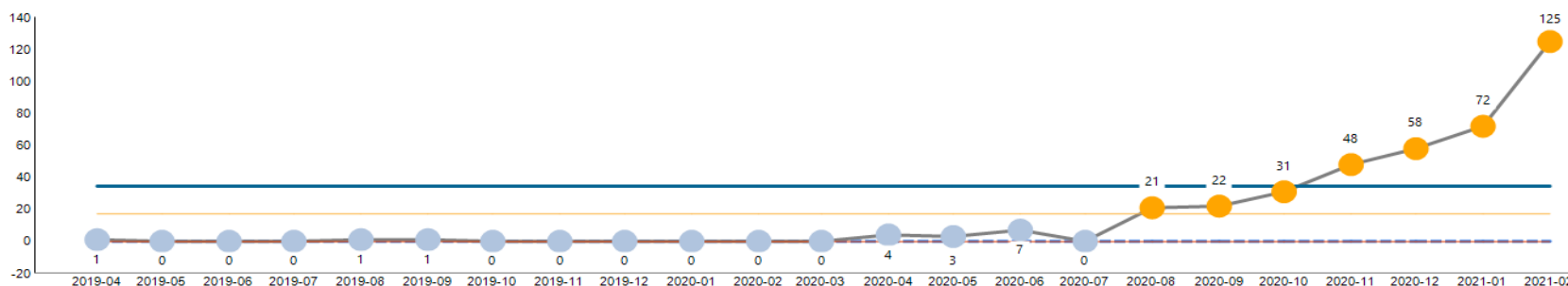
### Commentary:

Performance slightly improved in month although elective activity was still limited. Recovery programme in place which is being presented separately to BoD.

## Referral to treatment - Incomplete Pathways 52+ weeks

Count of all patients on an incomplete pathway waiting over 52 weeks (English & Non-English)

Target	2019-04	2019-05	2019-06	2019-07	2019-08	2019-09	2019-10	2019-11	2019-12	2020-01	2020-02	2020-03	2020-04	2020-05	2020-06	2020-07	2020-08	2020-09	2020-10	2020-11	2020-12	2021-01	2021-02
<0	1	0	0	0	1	1	0	0	0	0	0	0	4	3	7	0	21	22	31	48	58	72	125



Concern

ucl	35
mean	17
target	0
lcl	-0

### Commentary:

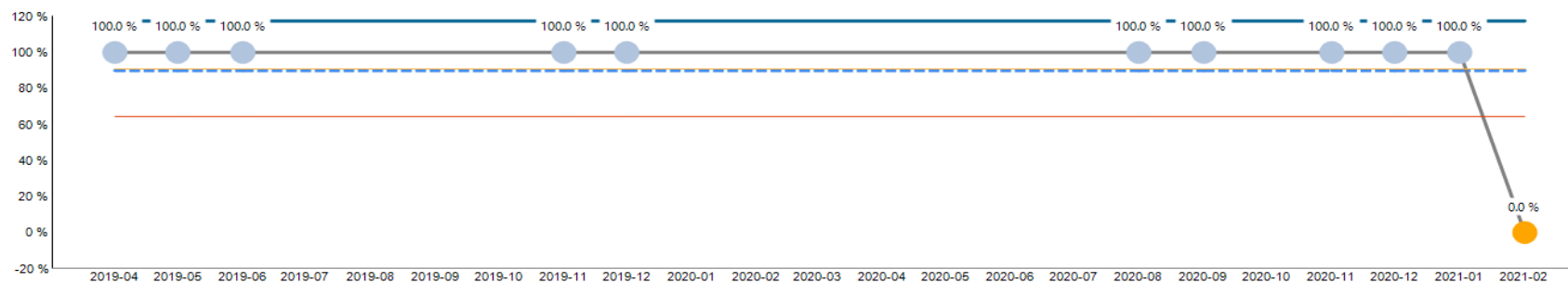
In line with performance trajectories patients waiting longer than 52 weeks continues to increase as the focus is currently on treating the clinically urgent patients. It is envisaged that the 52 week indicator will start to improve from the end of quarter one.

# LIVERPOOL HEART AND CHEST PERFORMANCE REPORT

## Dementia - Refer

The proportion of patients aged 75 and over admitted as an emergency for more than 72 hours identified as potentially having dementia or delirium where the outcome was positive or inconclusive who are referred on to specialist services

Target	2019-04	2019-05	2019-06	2019-11	2019-12	2020-08	2020-09	2020-11	2020-12	2021-01	2021-02
>=90%	100.0%	100.0%	100.0%	100.0%	100.0%	100.0%	100.0%	100.0%	100.0%	100.0%	0.0%



Concern

ucl	117.51%
mean	90.91%
target	90.0%
lcl	64.31%

### Commentary:

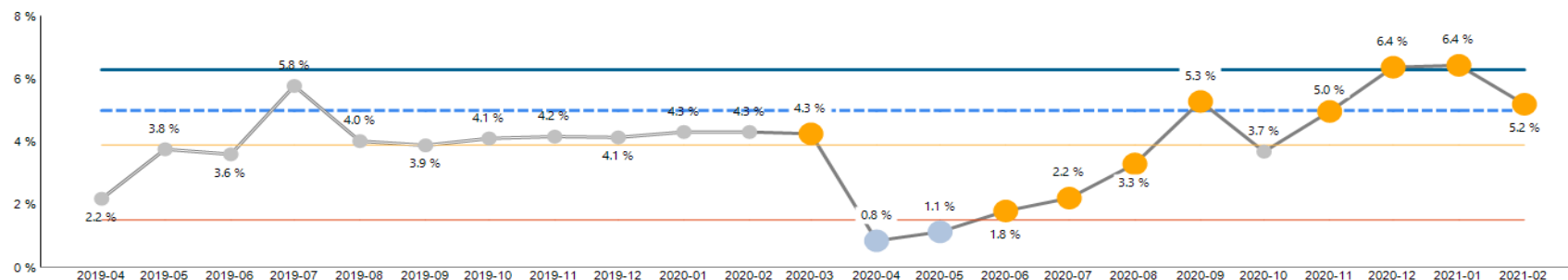
In month performance was significantly below the standards expected and all cases are being reviewed with the Divisional Matrons and Deputy Director of Nursing. Improvements should be seen from April.

# LIVERPOOL HEART AND CHEST PERFORMANCE REPORT

## Delayed Transfers of care

A delayed transfer of care occurs when a patient is ready to depart from such care and is still occupying a bed.

Target	2019-04	2019-05	2019-06	2019-07	2019-08	2019-09	2019-10	2019-11	2019-12	2020-01	2020-02	2020-03	2020-04	2020-05	2020-06	2020-07	2020-08	2020-09	2020-10	2020-11	2020-12	2021-01	2021-02
<=5%	2.2%	3.8%	3.6%	5.8%	4.0%	3.9%	4.1%	4.2%	4.1%	4.3%	4.3%	4.3%	0.8%	1.1%	1.8%	2.2%	3.3%	5.3%	3.7%	5.0%	6.4%	6.4%	5.2%



Concern

ucl	6.3%
mean	3.91%
target	5.0%
lcl	1.51%

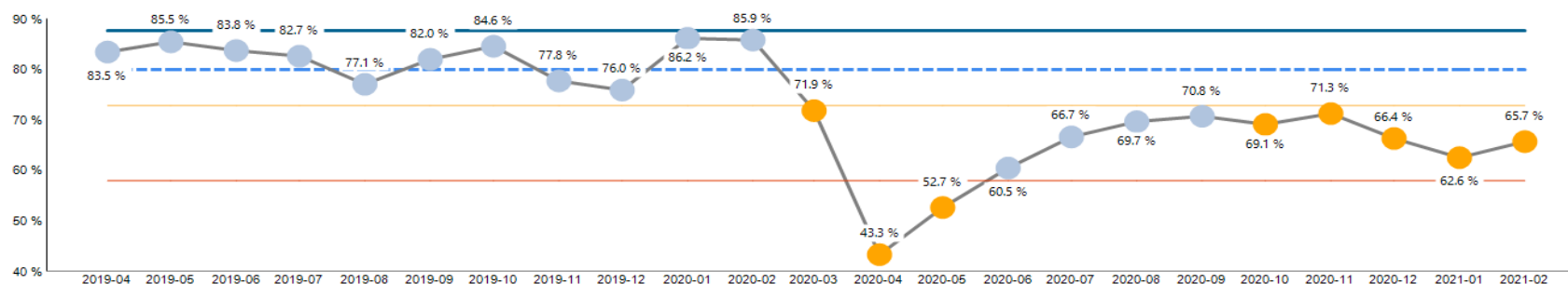
### Commentary:

Performance has improved in month to only slightly above target. With pressures across the health system delayed transfers of care should be expected.

## Bed Occupancy

Count of beds occupied over all wards/ count of bed available

Target	2019-04	2019-05	2019-06	2019-07	2019-08	2019-09	2019-10	2019-11	2019-12	2020-01	2020-02	2020-03	2020-04	2020-05	2020-06	2020-07	2020-08	2020-09	2020-10	2020-11	2020-12	2021-01	2021-02
>=80%	83.5%	85.5%	83.8%	82.7%	77.1%	82.0%	84.6%	77.8%	76.0%	86.2%	85.9%	71.9%	43.3%	52.7%	60.5%	66.7%	69.7%	70.8%	69.1%	71.3%	66.4%	62.6%	65.7%



Concern

ucl	87.73%
mean	72.86%
target	80.0%
lcl	57.99%

### Commentary:

In line with low levels of elective activity in month bed occupancy was below the expected levels. This will improve from March with the increasing inpatient activity forecasts.

# LIVERPOOL HEART AND CHEST PERFORMANCE REPORT

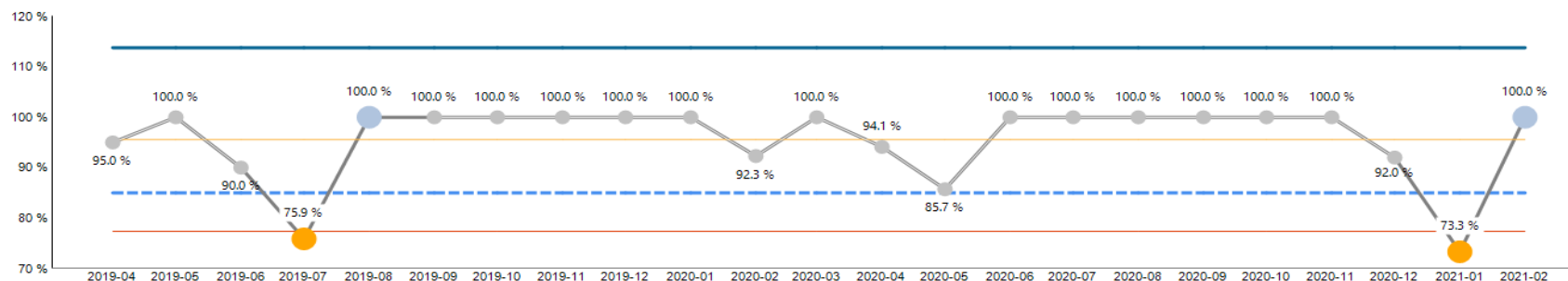
## All cancers – maximum 62-day wait for first treatment from urgent GP referral for suspected cancer

Proportion of patients referred for cancer treatment by their GP who have currently been waiting for less than 62 days for treatment to start

Target	2019-04	2019-05	2019-06	2019-07	2019-08	2019-09	2019-10	2019-11	2019-12	2020-01	2020-02	2020-03	2020-04	2020-05	2020-06	2020-07	2020-08	2020-09	2020-10	2020-11	2020-12	2021-01	2021-02
>=85%	95.0%	100.0%	90.0%	75.9%	100.0%	100.0%	100.0%	100.0%	100.0%	100.0%	92.3%	100.0%	94.1%	85.7%	100.0%	100.0%	100.0%	100.0%	100.0%	100.0%	92.0%	73.3%	100.0%



Improvement



ucl	113.79%
mean	95.58%
target	85.0%
lcl	77.37%

### Commentary:

No areas of concern.

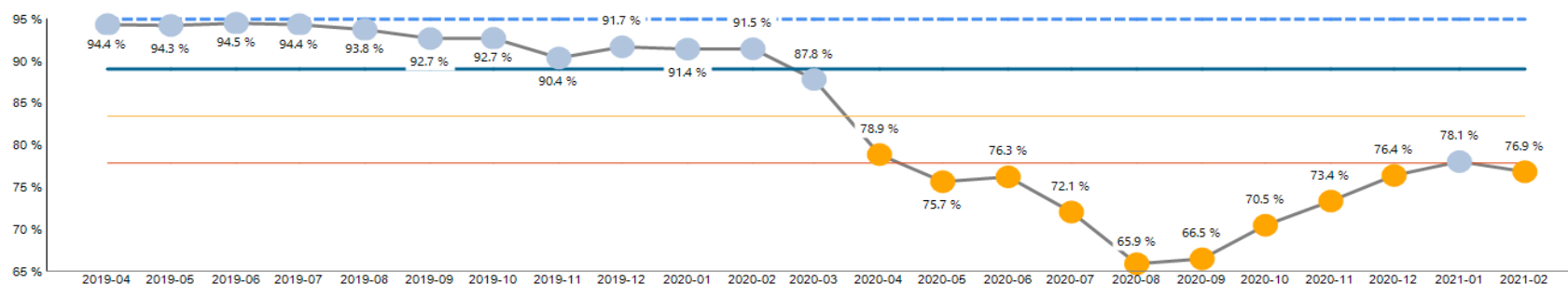
## Welsh Patients: 26 weeks Referral To Treatment waiting times - Incomplete

Proportion of patients referred for cancer treatment by their GP who have currently been waiting for less than 62 days for treatment to start

Target	2019-04	2019-05	2019-06	2019-07	2019-08	2019-09	2019-10	2019-11	2019-12	2020-01	2020-02	2020-03	2020-04	2020-05	2020-06	2020-07	2020-08	2020-09	2020-10	2020-11	2020-12	2021-01	2021-02
>=95%	94.4%	94.3%	94.5%	94.4%	93.8%	92.7%	92.7%	90.4%	91.7%	91.4%	91.5%	87.8%	78.9%	75.7%	76.3%	72.1%	65.9%	66.5%	70.5%	73.4%	76.4%	78.1%	76.9%



Concern



ucl	89.08%
mean	83.48%
target	95.0%
lcl	77.89%

### Commentary:

With elective activity low in month performance decreased slightly. As the Trust commences elective recovery in March it will focus on clinically urgent patients that may not have waited over 18 weeks so performance may continue as is or decrease slightly depending on the level of urgent elective cases.

# LIVERPOOL HEART AND CHEST PERFORMANCE REPORT

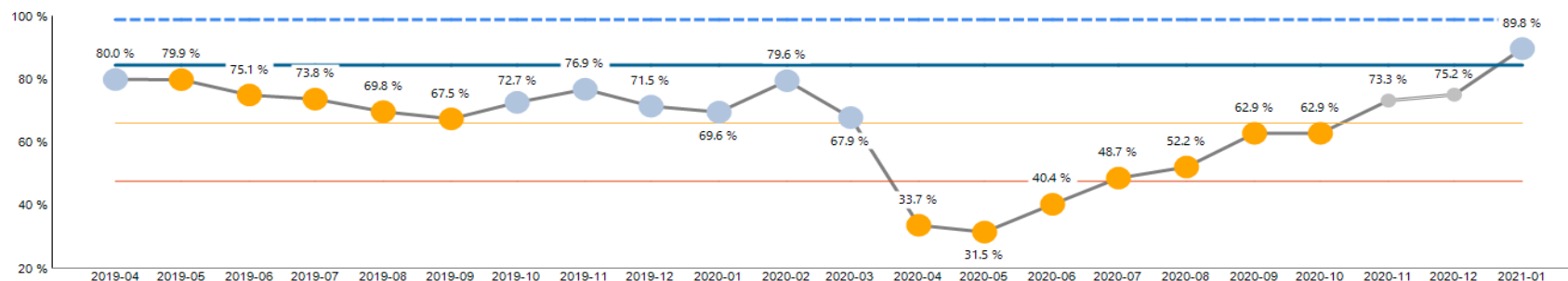
## Maximum 6-week wait for diagnostic procedures

Proportion of patients referred for diagnostic tests who have been waiting for less than six weeks

Target	2019-04	2019-05	2019-06	2019-07	2019-08	2019-09	2019-10	2019-11	2019-12	2020-01	2020-02	2020-03	2020-04	2020-05	2020-06	2020-07	2020-08	2020-09	2020-10	2020-11	2020-12	2021-01
>=99%	80.0%	79.9%	75.1%	73.8%	69.8%	67.5%	72.7%	76.9%	71.5%	69.6%	79.6%	67.9%	33.7%	31.5%	40.4%	48.7%	52.2%	62.9%	62.9%	73.3%	75.2%	89.8%



Improvement



ucl	84.54%
mean	66.12%
target	99.0%
lcl	47.7%

### Commentary:

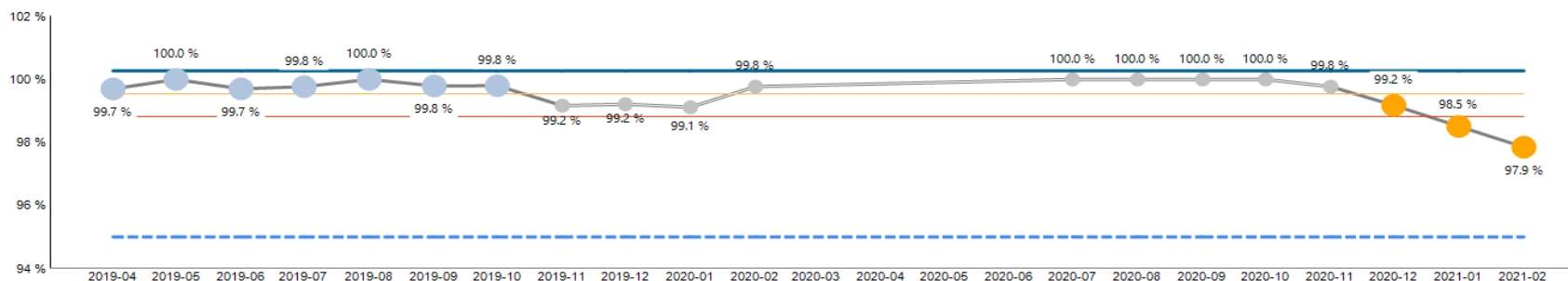
Performance significantly improved in line with forecast.

# LIVERPOOL HEART AND CHEST PERFORMANCE REPORT

## Inpatient scores from Friends & Family Test - % positive

Percentage of inpatients rating the service good or very good

Target	2019-04	2019-05	2019-06	2019-07	2019-08	2019-09	2019-10	2019-11	2019-12	2020-01	2020-02	2020-07	2020-08	2020-09	2020-10	2020-11	2020-12	2021-01	2021-02
>=95%	99.7%	100.0%	99.7%	99.8%	100.0%	99.8%	99.8%	99.2%	99.2%	99.1%	99.8%	100.0%	100.0%	100.0%	100.0%	99.8%	99.2%	98.5%	97.9%



Concern

ucl	100.27%
mean	99.54%
target	95.0%
lcl	98.82%

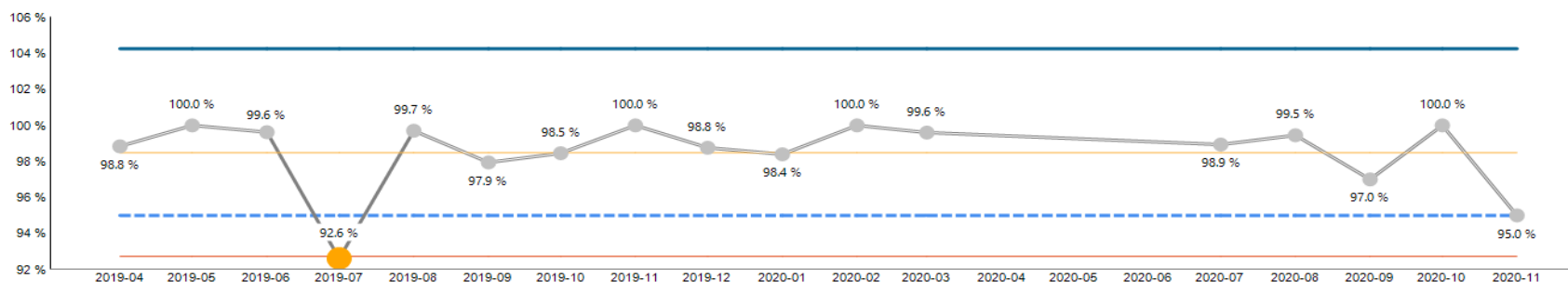
### Commentary:

No concerns.

## Outpatient scores from Friends & Family Test - % positive

Count of outpatient friends and family test responses that are rated as positive / Count of friends and family tests taken within outpatients

Target	2019-04	2019-05	2019-06	2019-07	2019-08	2019-09	2019-10	2019-11	2019-12	2020-01	2020-02	2020-03	2020-07	2020-08	2020-09	2020-10	2020-11
>=95%	98.8%	100.0%	99.6%	92.6%	99.7%	97.9%	98.5%	100.0%	98.8%	98.4%	100.0%	99.6%	98.9%	99.5%	97.0%	100.0%	95.0%



Common Cause

ucl	104.26%
mean	98.49%
target	95.0%
lcl	92.72%

### Commentary:

No concern.

# LIVERPOOL HEART AND CHEST PERFORMANCE REPORT

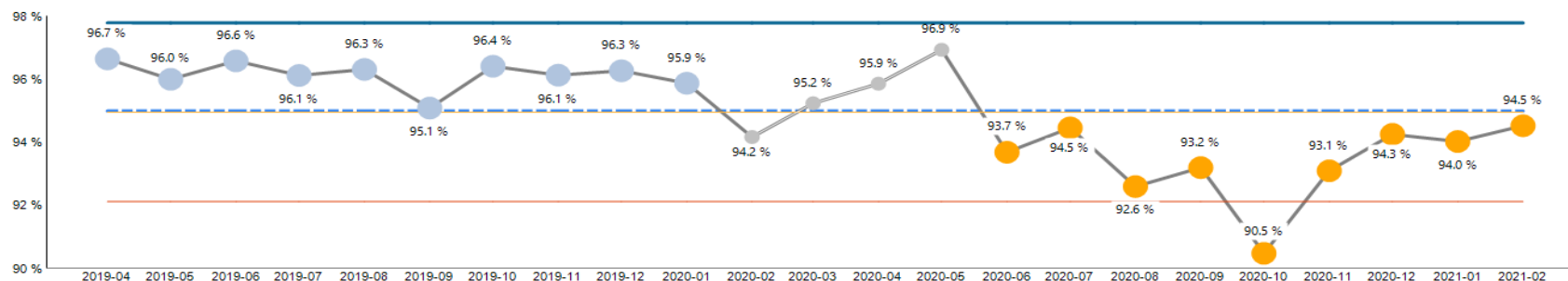
## Venous thromboembolism (VTE) risk assessment

Number of patients admitted who have a VTE risk assessment/number of patients admitted in most recent month

Target	2019-04	2019-05	2019-06	2019-07	2019-08	2019-09	2019-10	2019-11	2019-12	2020-01	2020-02	2020-03	2020-04	2020-05	2020-06	2020-07	2020-08	2020-09	2020-10	2020-11	2020-12	2021-01	2021-02
>=95%	96.7%	96.0%	96.6%	96.1%	96.3%	95.1%	96.4%	96.1%	96.3%	95.9%	94.2%	95.2%	95.9%	96.9%	93.7%	94.5%	92.6%	93.2%	90.5%	93.1%	94.3%	94.0%	94.5%



Concern



ucl	97.79%
mean	94.96%
target	95.0%
lcl	92.12%

### Commentary:

Performance has improved over the last three months with the actions implemented across the divisions. This remains a focus area of update at Operational Board.

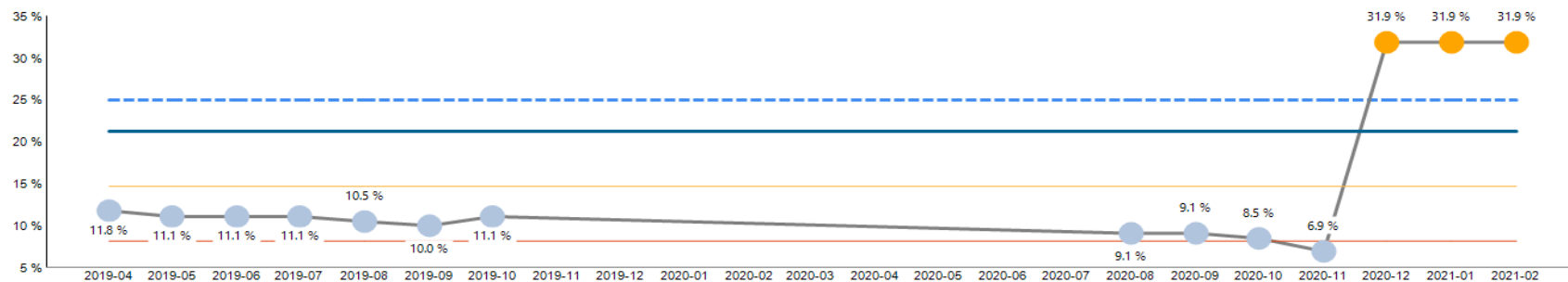


# LIVERPOOL HEART AND CHEST PERFORMANCE REPORT

## Executive Team Turnover

Rate of turnover among the executive team

Target	2019-04	2019-05	2019-06	2019-07	2019-08	2019-09	2019-10	2020-08	2020-09	2020-10	2020-11	2020-12	2021-01	2021-02
<=25%	11.8%	11.1%	11.1%	11.1%	10.5%	10.0%	11.1%	9.1%	9.1%	8.5%	6.9%	31.9%	31.9%	31.9%



Concern

ucl	21.27%
mean	14.72%
target	25.0%
lcl	8.16%

**Commentary:**

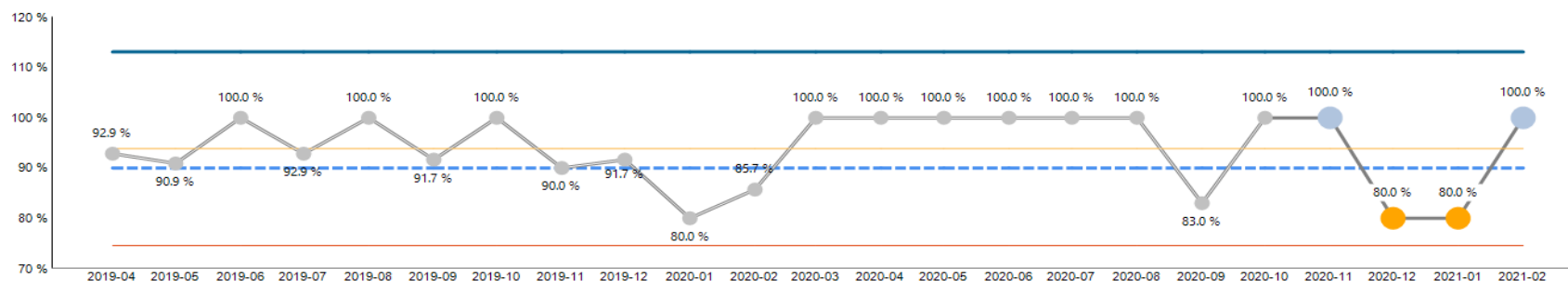
No concerns.

# LIVERPOOL HEART AND CHEST PERFORMANCE REPORT

## Dementia - Find

The proportion of patients aged 75 and over admitted as an emergency for more than 72 hours who have a diagnosis of dementia or delirium or to whom case finding is applied

Target	2019-04	2019-05	2019-06	2019-07	2019-08	2019-09	2019-10	2019-11	2019-12	2020-01	2020-02	2020-03	2020-04	2020-05	2020-06	2020-07	2020-08	2020-09	2020-10	2020-11	2020-12	2021-01	2021-02
>=90%	92.9%	90.9%	100.0%	92.9%	100.0%	91.7%	100.0%	90.0%	91.7%	80.0%	85.7%	100.0%	100.0%	100.0%	100.0%	100.0%	100.0%	83.0%	100.0%	100.0%	80.0%	80.0%	100.0%



Improvement

ucl	113.12%
mean	93.86%
target	90.0%
lcl	74.59%

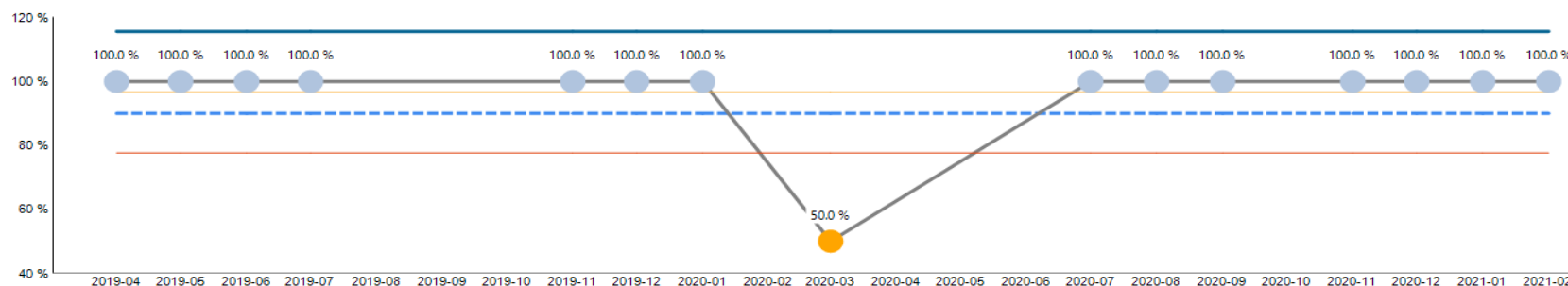
### Commentary:

No concerns.

## Dementia - Assess

The proportion of patients aged 75 and over admitted as an emergency for more than 72 hours who, if identified as potentially having dementia or delirium, are appropriately assessed

Target	2019-04	2019-05	2019-06	2019-07	2019-11	2019-12	2020-01	2020-03	2020-07	2020-08	2020-09	2020-11	2020-12	2021-01	2021-02
>=90%	100.0%	100.0%	100.0%	100.0%	100.0%	100.0%	100.0%	50.0%	100.0%	100.0%	100.0%	100.0%	100.0%	100.0%	100.0%



Improvement

ucl	115.67%
mean	96.67%
target	90.0%
lcl	77.67%

### Commentary:

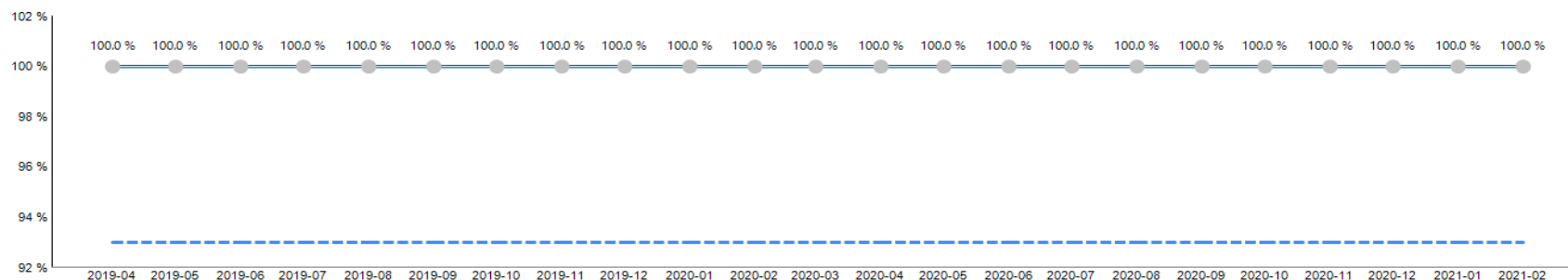
No concerns

# LIVERPOOL HEART AND CHEST PERFORMANCE REPORT

## Cancer: 14 day GP referral to 1st Outpatient Appointment

Patients waiting a maximum of two weeks from an urgent GP referral for suspected cancer to date first seen by specialist

Target	2019-04	2019-05	2019-06	2019-07	2019-08	2019-09	2019-10	2019-11	2019-12	2020-01	2020-02	2020-03	2020-04	2020-05	2020-06	2020-07	2020-08	2020-09	2020-10	2020-11	2020-12	2021-01	2021-02
>=93%	100.0%	100.0%	100.0%	100.0%	100.0%	100.0%	100.0%	100.0%	100.0%	100.0%	100.0%	100.0%	100.0%	100.0%	100.0%	100.0%	100.0%	100.0%	100.0%	100.0%	100.0%	100.0%	100.0%



Common Cause

ucl	100.0%
mean	100.0%
target	93.0%
lcl	100.0%

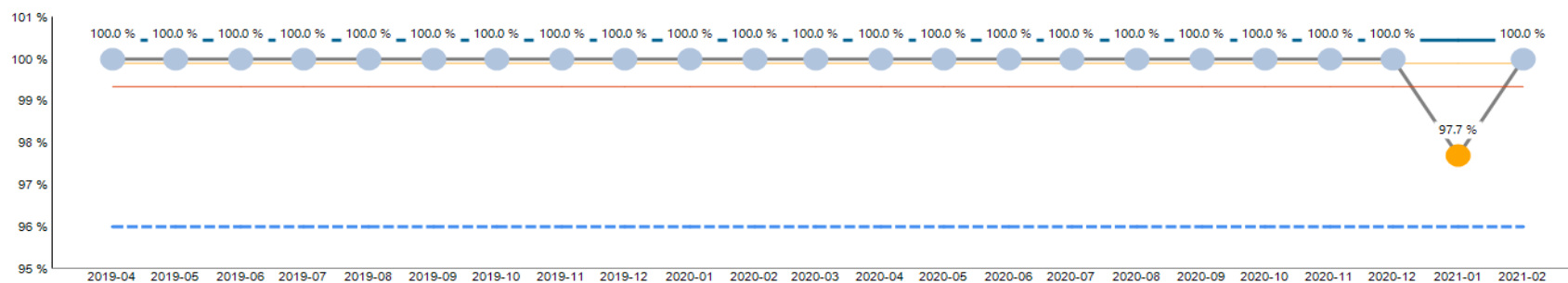
### Commentary:

No concerns.

## Cancer: 31 day diagnosis to 1st treatment for all cancers

Patients waiting a maximum of 31 days from diagnosis to first definitive treatment

Target	2019-04	2019-05	2019-06	2019-07	2019-08	2019-09	2019-10	2019-11	2019-12	2020-01	2020-02	2020-03	2020-04	2020-05	2020-06	2020-07	2020-08	2020-09	2020-10	2020-11	2020-12	2021-01	2021-02
>=96%	100.0%	100.0%	100.0%	100.0%	100.0%	100.0%	100.0%	100.0%	100.0%	100.0%	100.0%	100.0%	100.0%	100.0%	100.0%	100.0%	100.0%	100.0%	100.0%	100.0%	100.0%	97.7%	100.0%



Improvement

ucl	100.46%
mean	99.9%
target	96.0%
lcl	99.34%

### Commentary:

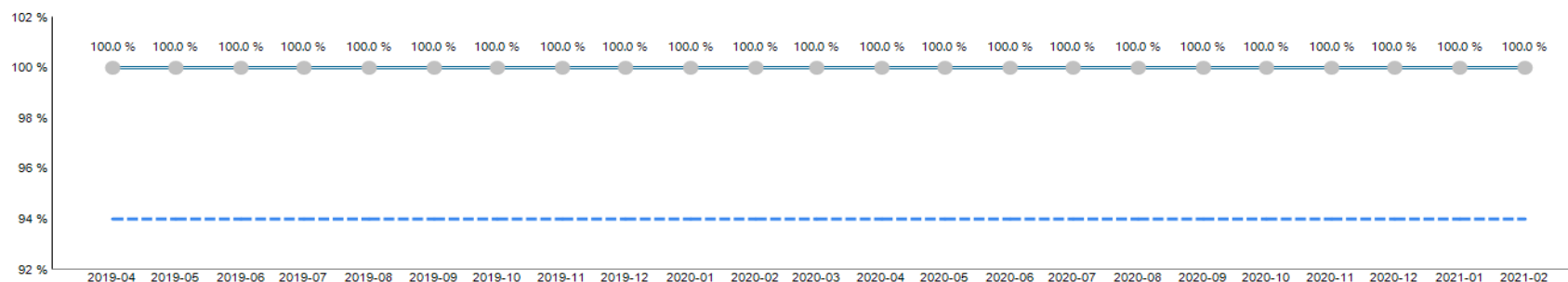
No concerns.

# LIVERPOOL HEART AND CHEST PERFORMANCE REPORT

## Cancer: 31 day Second or subsequent treatment (surgery & drug)

Patients waiting a maximum of 31 days for all subsequent treatments

Target	2019-04	2019-05	2019-06	2019-07	2019-08	2019-09	2019-10	2019-11	2019-12	2020-01	2020-02	2020-03	2020-04	2020-05	2020-06	2020-07	2020-08	2020-09	2020-10	2020-11	2020-12	2021-01	2021-02
>=94%	100.0%	100.0%	100.0%	100.0%	100.0%	100.0%	100.0%	100.0%	100.0%	100.0%	100.0%	100.0%	100.0%	100.0%	100.0%	100.0%	100.0%	100.0%	100.0%	100.0%	100.0%	100.0%	100.0%



Common Cause

ucl	100.0%
mean	100.0%
target	94.0%
lcl	100.0%

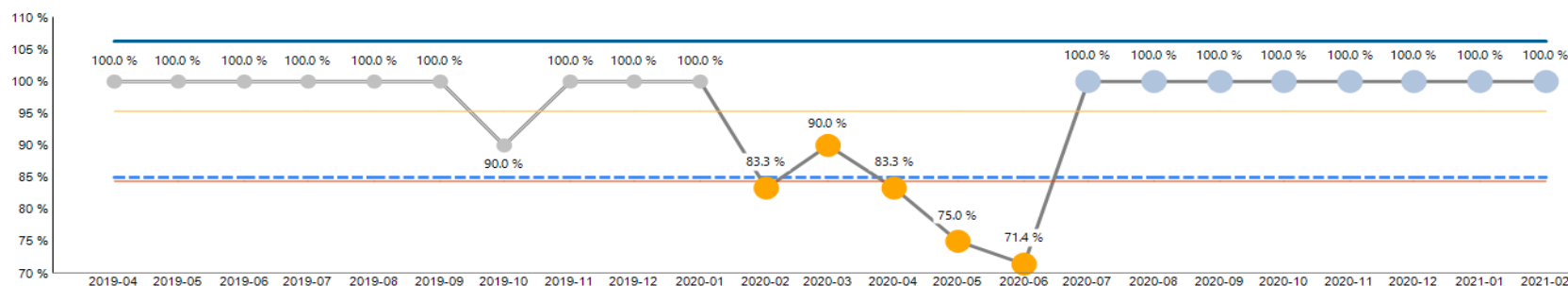
### Commentary:

No concerns.

## Cancer: 62 day Consultant Upgrade

Patients waiting a maximum of 62 days from a consultant decision to upgrade the urgency of a patient they suspect to have cancer to first treatment

Target	2019-04	2019-05	2019-06	2019-07	2019-08	2019-09	2019-10	2019-11	2019-12	2020-01	2020-02	2020-03	2020-04	2020-05	2020-06	2020-07	2020-08	2020-09	2020-10	2020-11	2020-12	2021-01	2021-02
>=85%	100.0%	100.0%	100.0%	100.0%	100.0%	100.0%	90.0%	100.0%	100.0%	100.0%	83.3%	90.0%	83.3%	75.0%	71.4%	100.0%	100.0%	100.0%	100.0%	100.0%	100.0%	100.0%	100.0%



Improvement

ucl	106.29%
mean	95.35%
target	85.0%
lcl	84.41%

### Commentary:

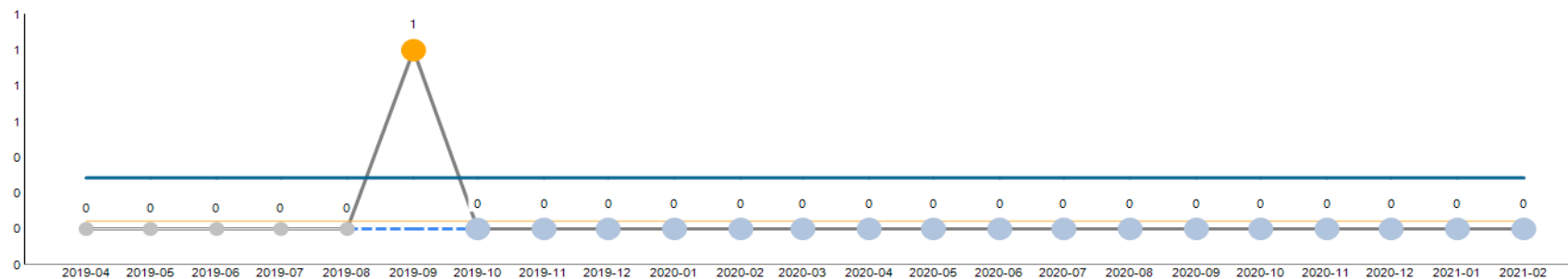
No concerns.

# LIVERPOOL HEART AND CHEST PERFORMANCE REPORT

## Occurrence of any Never Events

Count of Never Events

Target	2019-04	2019-05	2019-06	2019-07	2019-08	2019-09	2019-10	2019-11	2019-12	2020-01	2020-02	2020-03	2020-04	2020-05	2020-06	2020-07	2020-08	2020-09	2020-10	2020-11	2020-12	2021-01	2021-02
	0	0	0	0	0	1	0	0	0	0	0	0	0	0	0	0	0	0	0	0	0	0	0



Improvement

ucl	0
mean	0
target	0
lcl	-0

### Commentary:

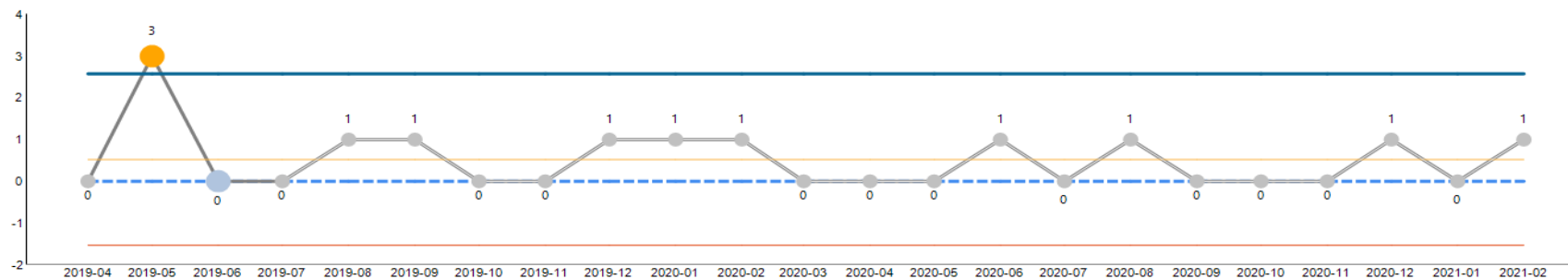
No concerns.

# LIVERPOOL HEART AND CHEST PERFORMANCE REPORT

## Clostridium Difficile

Count of trust assigned C. difficile infections in patients aged two years and over compared to the number of planned C. difficile cases

Target	2019-04	2019-05	2019-06	2019-07	2019-08	2019-09	2019-10	2019-11	2019-12	2020-01	2020-02	2020-03	2020-04	2020-05	2020-06	2020-07	2020-08	2020-09	2020-10	2020-11	2020-12	2021-01	2021-02
	0	3	0	0	1	1	0	0	1	1	1	0	0	0	1	0	1	0	0	0	1	0	1



Common Cause

ucl	3
mean	1
target	0
lcl	-2

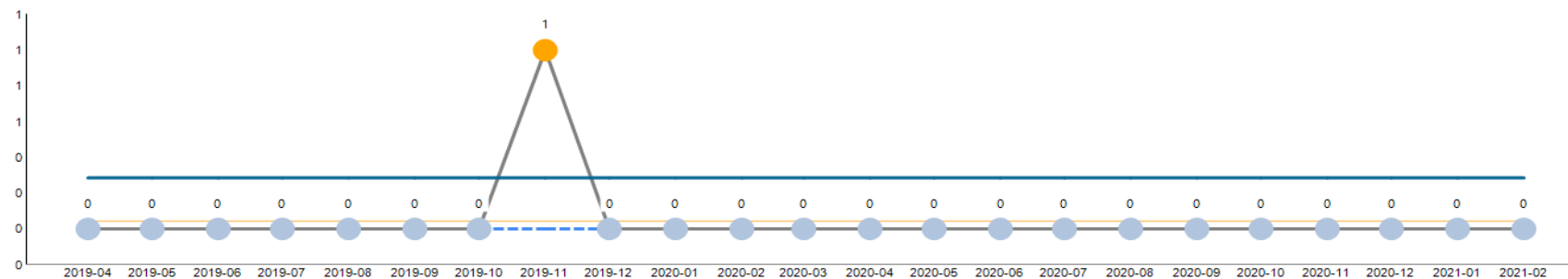
### Commentary:

One case in month, not preventable.

## MRSA Bacteraemias

Count of trust assigned MRSA infections

Target	2019-04	2019-05	2019-06	2019-07	2019-08	2019-09	2019-10	2019-11	2019-12	2020-01	2020-02	2020-03	2020-04	2020-05	2020-06	2020-07	2020-08	2020-09	2020-10	2020-11	2020-12	2021-01	2021-02
	0	0	0	0	0	0	0	1	0	0	0	0	0	0	0	0	0	0	0	0	0	0	0



Improvement

ucl	0
mean	0
target	0
lcl	-0

### Commentary:

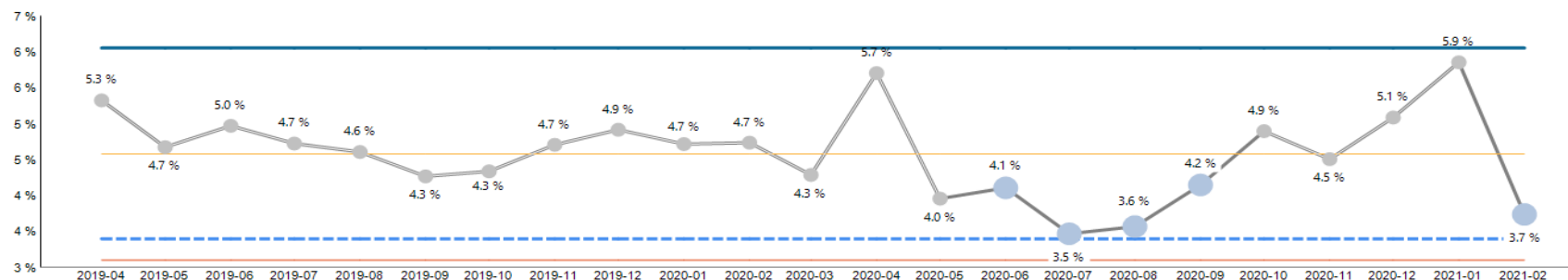
No concerns.

# LIVERPOOL HEART AND CHEST PERFORMANCE REPORT

## Staff Sickness (All Staff)

Rate of sickness across all staff

Target	2019-04	2019-05	2019-06	2019-07	2019-08	2019-09	2019-10	2019-11	2019-12	2020-01	2020-02	2020-03	2020-04	2020-05	2020-06	2020-07	2020-08	2020-09	2020-10	2020-11	2020-12	2021-01	2021-02
<=3.4%	5.3%	4.7%	5.0%	4.7%	4.6%	4.3%	4.3%	4.7%	4.9%	4.7%	4.7%	4.3%	5.7%	4.0%	4.1%	3.5%	3.6%	4.2%	4.9%	4.5%	5.1%	5.9%	3.7%



Improvement

ucl	6.06%
mean	4.58%
target	3.4%
lcl	3.1%

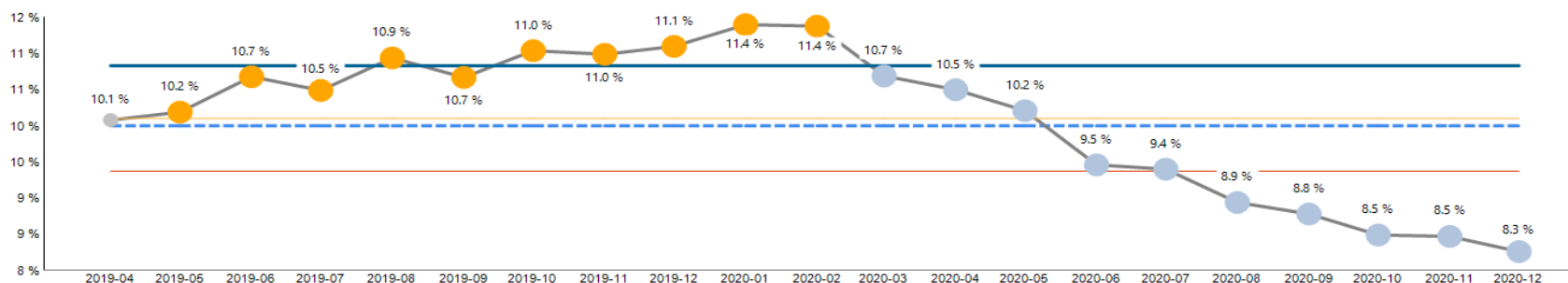
### Commentary:

Positive improvements in staff sickness. Monitoring and support continues.

## Staff Turnover

Rate of turnover among voluntary leavers

Target	2019-04	2019-05	2019-06	2019-07	2019-08	2019-09	2019-10	2019-11	2019-12	2020-01	2020-02	2020-03	2020-04	2020-05	2020-06	2020-07	2020-08	2020-09	2020-10	2020-11	2020-12
<=10%	10.1%	10.2%	10.7%	10.5%	10.9%	10.7%	11.0%	11.0%	11.1%	11.4%	11.4%	10.7%	10.5%	10.2%	9.5%	9.4%	8.9%	8.8%	8.5%	8.5%	8.3%



Improvement

ucl	10.83%
mean	10.1%
target	10.0%
lcl	9.37%

### Commentary:

No concerns.

# LIVERPOOL HEART AND CHEST PERFORMANCE REPORT

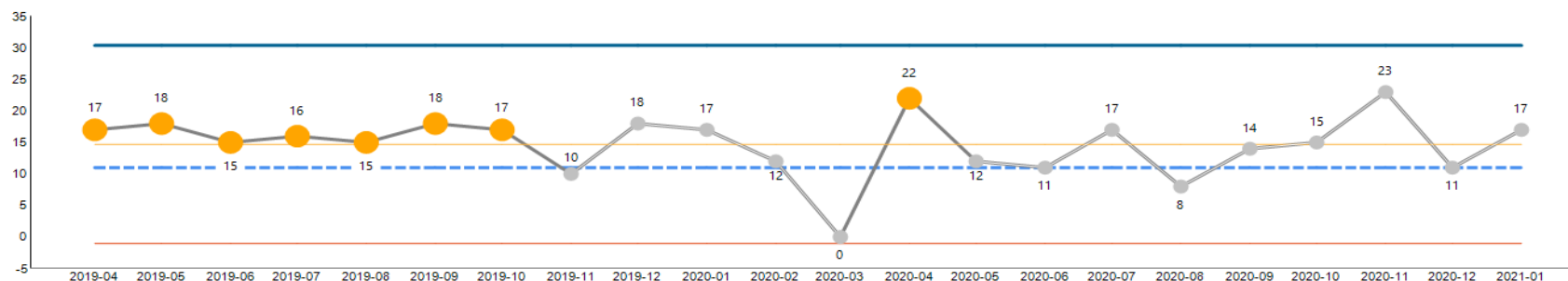
## In-Hospital mortality

Count of Hospital deaths across the trust for the month/YTD

Target	2019-04	2019-05	2019-06	2019-07	2019-08	2019-09	2019-10	2019-11	2019-12	2020-01	2020-02	2020-03	2020-04	2020-05	2020-06	2020-07	2020-08	2020-09	2020-10	2020-11	2020-12	2021-01
<=11	17	18	15	16	15	18	17	10	18	17	12	0	22	12	11	17	8	14	15	23	11	17



Common Cause



ucl	30
mean	15
target	11
lcl	-1

### Commentary:

No significant variance in month and in line with previous trends.

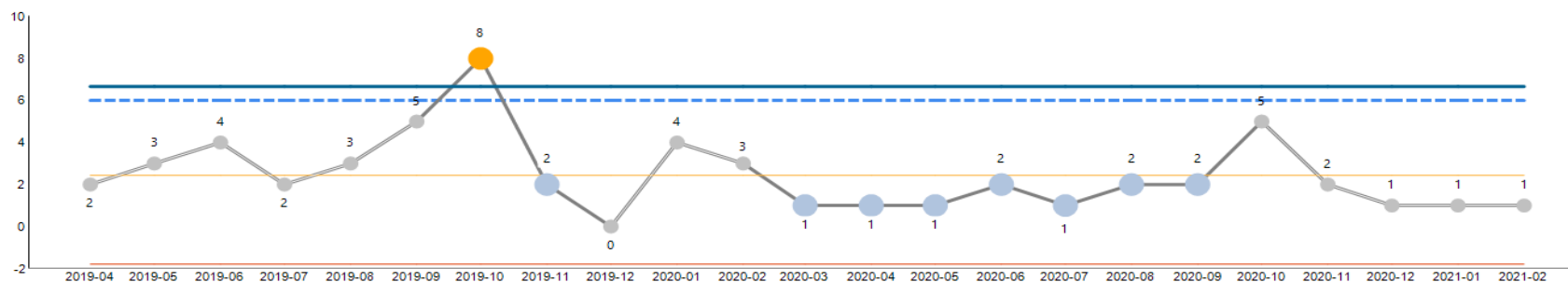


# LIVERPOOL HEART AND CHEST PERFORMANCE REPORT

## Quantity of complaints

Quantity of complaints

Target	2019-04	2019-05	2019-06	2019-07	2019-08	2019-09	2019-10	2019-11	2019-12	2020-01	2020-02	2020-03	2020-04	2020-05	2020-06	2020-07	2020-08	2020-09	2020-10	2020-11	2020-12	2021-01	2021-02
<=6	2	3	4	2	3	5	8	2	0	4	3	1	1	1	2	1	2	2	5	2	1	1	1



Common Cause

ucl	7
mean	2
target	6
lcl	-2

Commentary:

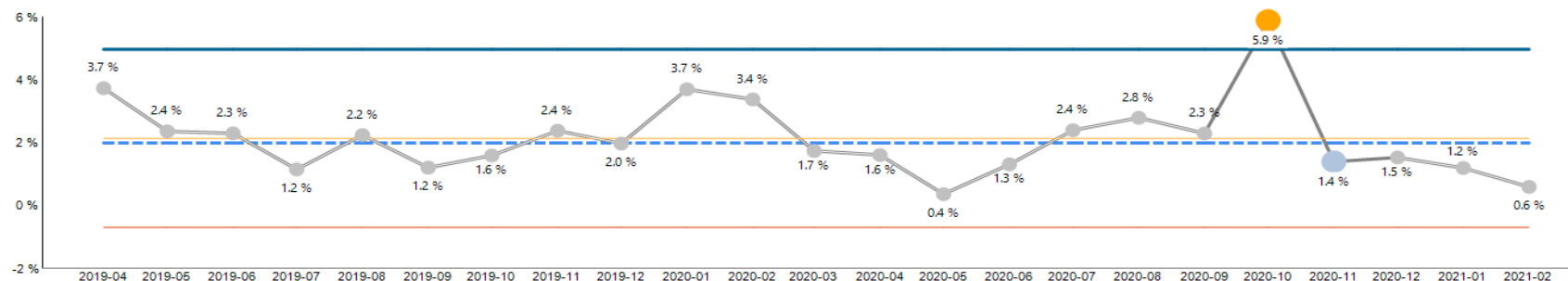
No concerns.

# LIVERPOOL HEART AND CHEST PERFORMANCE REPORT

## Cancelled Operations for non-clinical reasons

Count of the number of last minute cancellations by the hospital for non clinical reasons

Target	2019-04	2019-05	2019-06	2019-07	2019-08	2019-09	2019-10	2019-11	2019-12	2020-01	2020-02	2020-03	2020-04	2020-05	2020-06	2020-07	2020-08	2020-09	2020-10	2020-11	2020-12	2021-01	2021-02
<=2%	3.7%	2.4%	2.3%	1.2%	2.2%	1.2%	1.6%	2.4%	2.0%	3.7%	3.4%	1.7%	1.6%	0.4%	1.3%	2.4%	2.8%	2.3%	5.9%	1.4%	1.5%	1.2%	0.6%



ucl	4.98%
mean	2.14%
target	2.0%
lcl	-0.7%

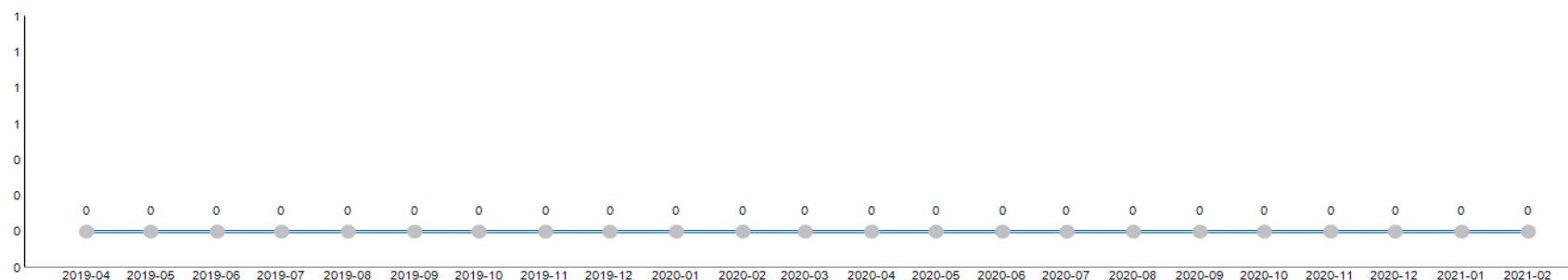
### Commentary:

No concerns.

## Patients not booked in within 28 days (non clinical cancellations)

Count of operations cancelled for non-clinical reasons and not offered a new date within 28 days

Target	2019-04	2019-05	2019-06	2019-07	2019-08	2019-09	2019-10	2019-11	2019-12	2020-01	2020-02	2020-03	2020-04	2020-05	2020-06	2020-07	2020-08	2020-09	2020-10	2020-11	2020-12	2021-01	2021-02
0	0	0	0	0	0	0	0	0	0	0	0	0	0	0	0	0	0	0	0	0	0	0	0



ucl	0
mean	0
target	0
lcl	0

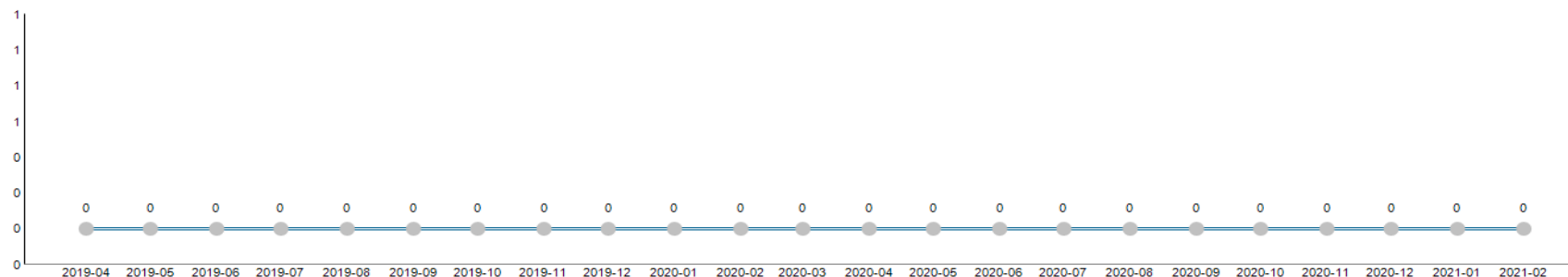
### commentary:

# LIVERPOOL HEART AND CHEST PERFORMANCE REPORT

## Mixed sex accommodation breaches

Count of number of occasions sexes were mixed on same-sex wards

Target	2019-04	2019-05	2019-06	2019-07	2019-08	2019-09	2019-10	2019-11	2019-12	2020-01	2020-02	2020-03	2020-04	2020-05	2020-06	2020-07	2020-08	2020-09	2020-10	2020-11	2020-12	2021-01	2021-02
	0	0	0	0	0	0	0	0	0	0	0	0	0	0	0	0	0	0	0	0	0	0	0



Common Cause

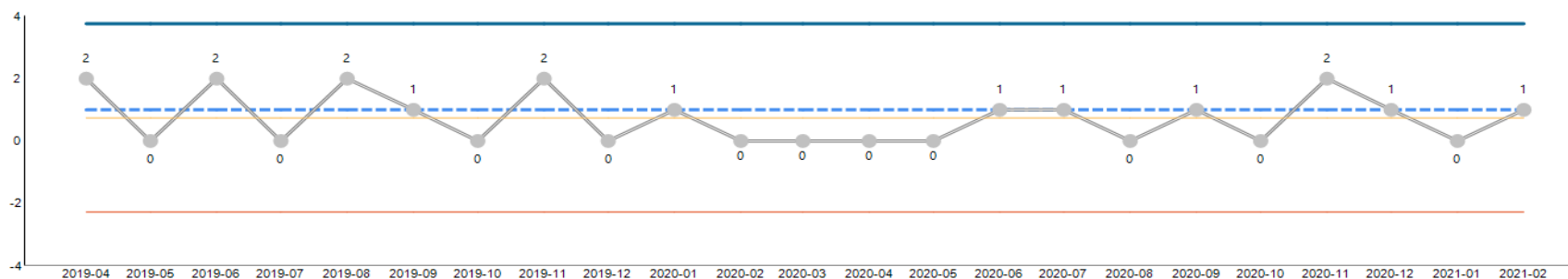
ucl	0
mean	0
target	0
lcl	0

### Commentary:

No concerns.

## Incidents - Serious incidents, Never Events, Adverse Events (Red)

Target	2019-04	2019-05	2019-06	2019-07	2019-08	2019-09	2019-10	2019-11	2019-12	2020-01	2020-02	2020-03	2020-04	2020-05	2020-06	2020-07	2020-08	2020-09	2020-10	2020-11	2020-12	2021-01	2021-02
1	2	0	2	0	2	1	0	2	0	1	0	0	0	0	1	1	0	1	0	2	1	0	1



Common Cause

ucl	4
mean	1
target	1
lcl	-2

### Commentary:

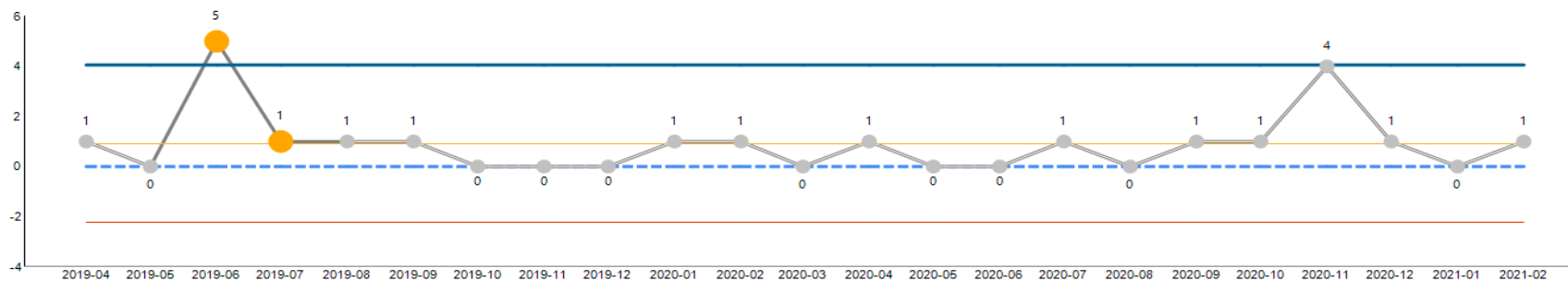
No concerns.

# LIVERPOOL HEART AND CHEST PERFORMANCE REPORT

## MSSA Bacteraemias

Count of trust assigned MSSA infections

Target	2019-04	2019-05	2019-06	2019-07	2019-08	2019-09	2019-10	2019-11	2019-12	2020-01	2020-02	2020-03	2020-04	2020-05	2020-06	2020-07	2020-08	2020-09	2020-10	2020-11	2020-12	2021-01	2021-02
	1	0	5	1	1	1	0	0	0	1	1	0	1	0	0	1	0	1	1	4	1	0	1



Common Cause

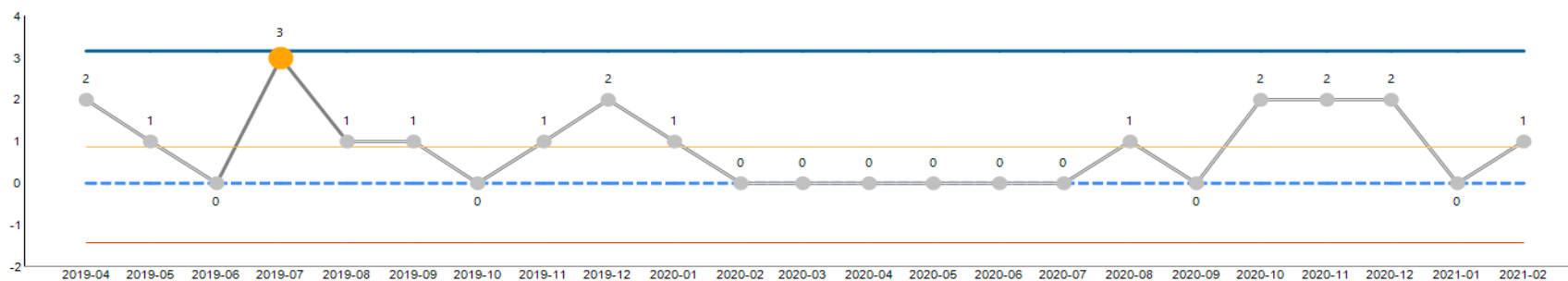
ucl	4
mean	1
target	0
lcl	-2

Commentary:

## Gram Negative Bacteraemias

Count of trust assigned Gram Negative Bacteraemias infections

Target	2019-04	2019-05	2019-06	2019-07	2019-08	2019-09	2019-10	2019-11	2019-12	2020-01	2020-02	2020-03	2020-04	2020-05	2020-06	2020-07	2020-08	2020-09	2020-10	2020-11	2020-12	2021-01	2021-02
	2	1	0	3	1	1	0	1	2	1	0	0	0	0	0	0	1	0	2	2	2	0	1



Common Cause

ucl	3
mean	1
target	0
lcl	-1

Commentary:

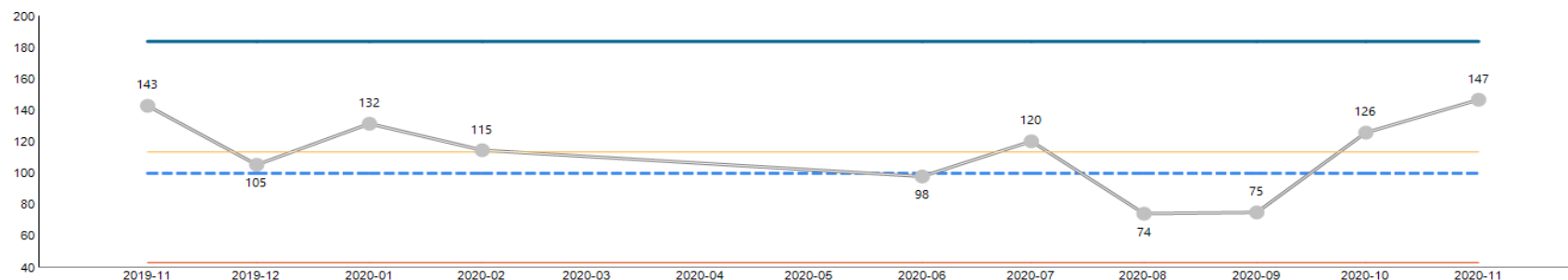
Patient had no symptoms and a cause cannot be identified.

# LIVERPOOL HEART AND CHEST PERFORMANCE REPORT

## Hospital Standardised Mortality Ratio (HSMR) - basket diagnoses

patient characteristics for those treated there.

Target	2019-11	2019-12	2020-01	2020-02	2020-06	2020-07	2020-08	2020-09	2020-10	2020-11
<=100	143	105	132	115	98	120	74	75	126	147



Common Cause

ucl	184
mean	114
target	100
lcl	43

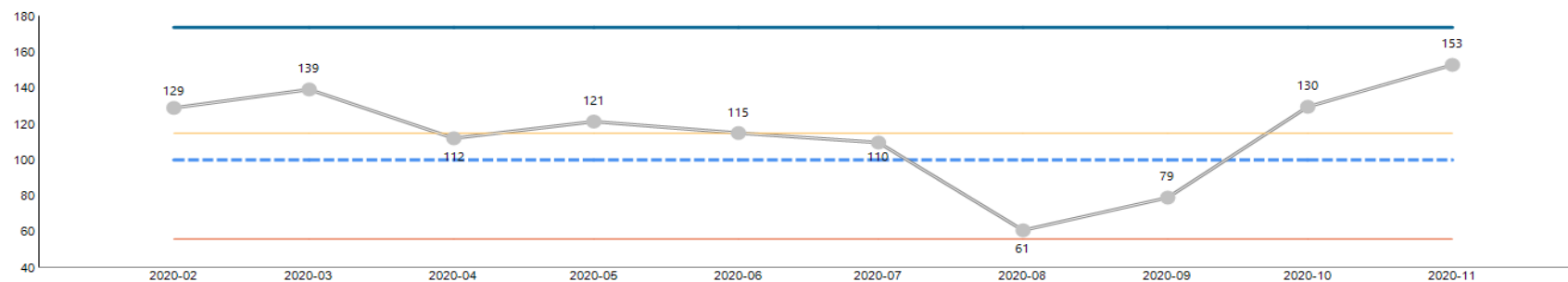
### Commentary:

Recent in depth review of mortality shows no areas of concern. This data relates to November 2020.

## Hospital Standardised Mortality Ratio (HSMR) - all diagnoses

of patient characteristics for those treated there.

Target	2020-02	2020-03	2020-04	2020-05	2020-06	2020-07	2020-08	2020-09	2020-10	2020-11
<=100	129	139	112	121	115	110	61	79	130	153



Common Cause

ucl	174
mean	115
target	100
lcl	56

### Commentary:

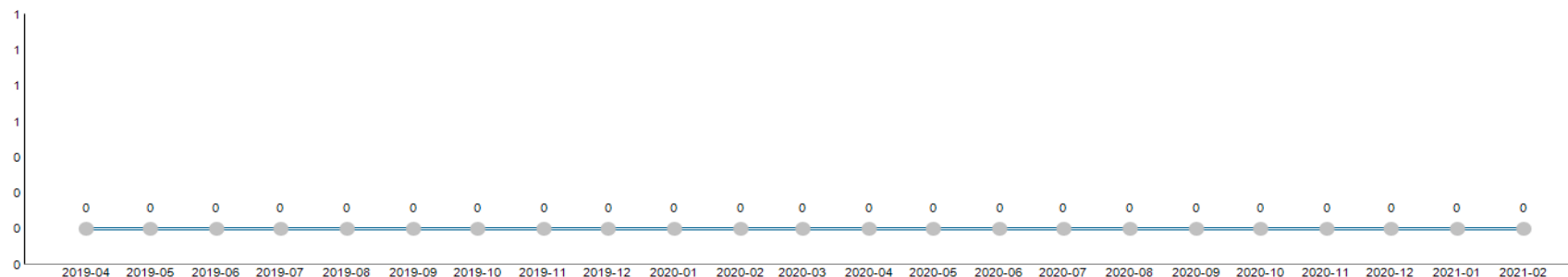
Recent in depth review of mortality shows no areas of concern. This data relates to November 2020.

# LIVERPOOL HEART AND CHEST PERFORMANCE REPORT

## Mixed sex accommodation breaches

Count of number of occasions sexes were mixed on same-sex wards

Target	2019-04	2019-05	2019-06	2019-07	2019-08	2019-09	2019-10	2019-11	2019-12	2020-01	2020-02	2020-03	2020-04	2020-05	2020-06	2020-07	2020-08	2020-09	2020-10	2020-11	2020-12	2021-01	2021-02
	0	0	0	0	0	0	0	0	0	0	0	0	0	0	0	0	0	0	0	0	0	0	0



Common Cause

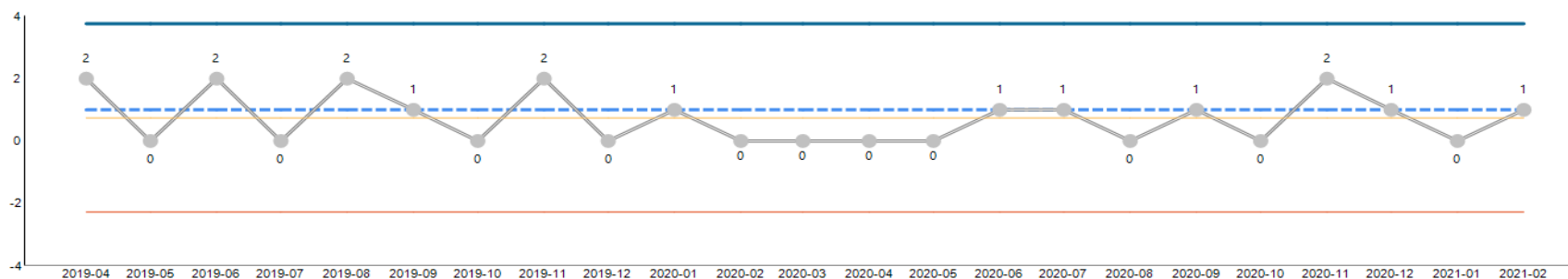
ucl	0
mean	0
target	0
lcl	0

### Commentary:

No concerns.

## Incidents - Serious incidents, Never Events, Adverse Events (Red)

Target	2019-04	2019-05	2019-06	2019-07	2019-08	2019-09	2019-10	2019-11	2019-12	2020-01	2020-02	2020-03	2020-04	2020-05	2020-06	2020-07	2020-08	2020-09	2020-10	2020-11	2020-12	2021-01	2021-02
1	2	0	2	0	2	1	0	2	0	1	0	0	0	0	1	1	0	1	0	2	1	0	1



Common Cause

ucl	4
mean	1
target	1
lcl	-2

### Commentary:

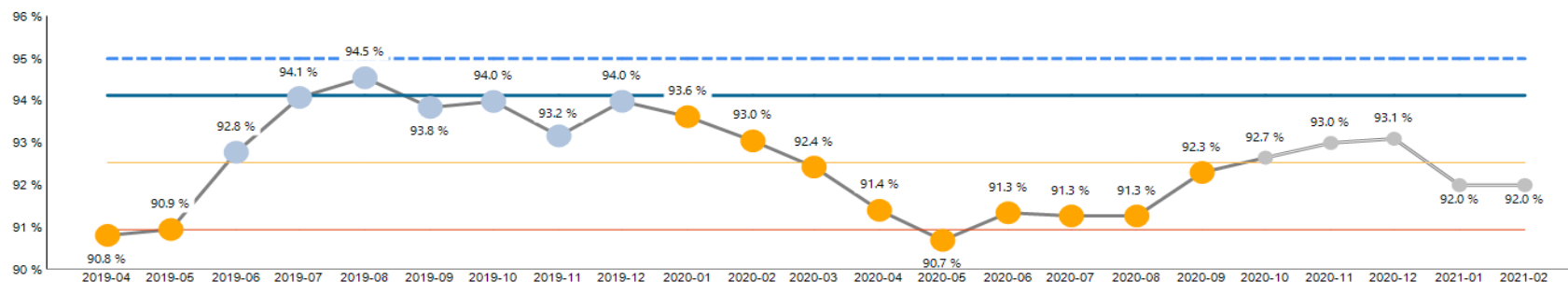
No concerns.

# LIVERPOOL HEART AND CHEST PERFORMANCE REPORT

## Mandatory Training Compliance

Percentage of completed mandatory training

Target	2019-04	2019-05	2019-06	2019-07	2019-08	2019-09	2019-10	2019-11	2019-12	2020-01	2020-02	2020-03	2020-04	2020-05	2020-06	2020-07	2020-08	2020-09	2020-10	2020-11	2020-12	2021-01	2021-02
>=95%	90.8%	90.9%	92.8%	94.1%	94.5%	93.8%	94.0%	93.2%	94.0%	93.6%	93.0%	92.4%	91.4%	90.7%	91.3%	91.3%	91.3%	92.3%	92.7%	93.0%	93.1%	92.0%	92.0%



Common Cause

ucl	94.13%
mean	92.53%
target	95.0%
lcl	90.94%

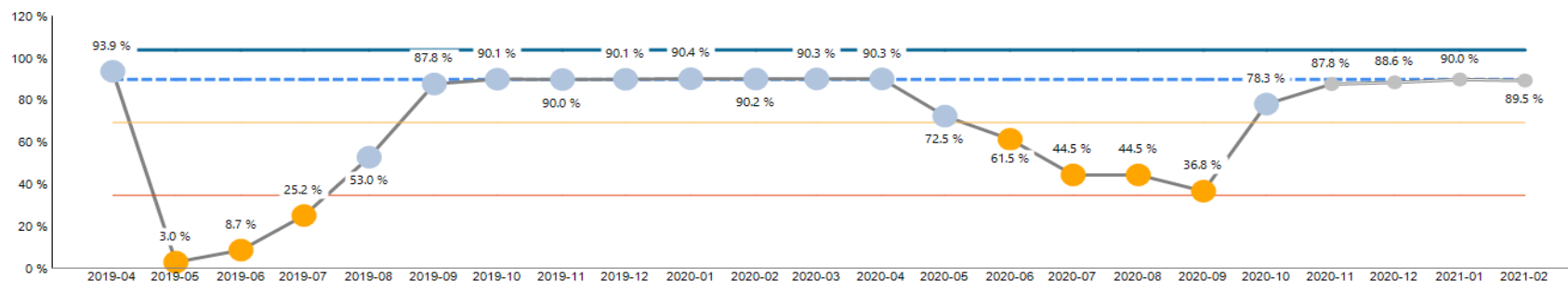
### Commentary:

Continued focus on improving performance across divisions and departments.

## Appraisals Compliance

Percentage of annual appraisals completed

Target	2019-04	2019-05	2019-06	2019-07	2019-08	2019-09	2019-10	2019-11	2019-12	2020-01	2020-02	2020-03	2020-04	2020-05	2020-06	2020-07	2020-08	2020-09	2020-10	2020-11	2020-12	2021-01	2021-02
>=90%	93.9%	3.0%	8.7%	25.2%	53.0%	87.8%	90.1%	90.0%	90.1%	90.4%	90.2%	90.3%	90.3%	72.5%	61.5%	44.5%	44.5%	36.8%	78.3%	87.8%	88.6%	90.0%	89.5%



Common Cause

ucl	104.0%
mean	69.43%
target	90.0%
lcl	34.86%

### Commentary:

Slight decrease in month but not statistically significant.